




POWER OF SIMPLICITY

Move or Copy Multiple Vouchers To New Date – 1.0



Alpha Automation Pvt. Ltd.

Head Office

104-The Grand Apurva, Nr. Hotel Fortune Palace,

Nr. Digjam Circle, Airport Road - JAMNAGAR –Gujarat (India)

Phone No. : +91-288-2713956/57/58, 9023726215/16/17, 9099908115, 9825036442

Email : mail@aaplautomation.com

Branch Office

Rajkot : 807-Dhanrajni Complex, Nr. Hotel Imperial Palace, Dr. Yagnik Road, RAJKOT (Gujarat).

Gandhidham : 92-GMA Building, 2nd Floor, Plot No. -297, Sector-12B. GANDHIDHAM (Gujarat)

© 2020 Alpha Automation Pvt. Ltd. All rights reserved.

Tally, Tally 9, Tally9, Tally.ERP, Tally.ERP 9, Shoper, Shoper 9, Shoper POS, Shoper HO, Shoper 9 POS, Shoper 9 HO, TallyDeveloper, Tally.Server 9, Tally Developer, Tally. Developer 9, Tally.NET, Tally Development Environment, TallyPrime, TallyPrimeDeveloper, TallyPrime Server, Tally Extender, Tally Integrator, Tally Integrated Network, Tally Service Partner, TallyAcademy & Power of Simplicity are either registered trademarks or trademarks of Tally Solutions Pvt. Ltd. in India and/or other countries. All other trademarks are properties of their respective owners.

Version: Alpha Automation Pvt. Ltd. / Move or Copy Multiple Vouchers to New Date/1.0/ Jan-2023

Move or Copy Multiple Vouchers

To New Date- 1.0

Introduction

This add on facilitates the user to Move or Copy multiple vouchers to new date. Move Shifts Voucher from Old Date to New Date and Copy creates Duplicate Vouchers on the New Date without changing original Vouchers. User can enter New Narration in New Vouchers in both cases.

Benefits

- Useful for copy or move multiple vouchers to New Date in Single Click.

What's New?

Compatible with TallyPrime

Important!

Take back up of your company data before activating the Add-on.

Once you try/purchase an Add-on, follow the steps below to configure the Add-on and use it.

Installation

1. Copy the TCP file in TallyPrime Folder.
2. Gateway of Tally → F1 (Help) → TDL & Add-on → F4 (Manage Local TDL) → Select Yes in Load TDL on Startup and give the file name of TCP File. After pressing the Enter Key will show TDL Status which should be as Loaded.

System requirements:

No additional hardware / software infrastructure is required for executing and operation this applications module

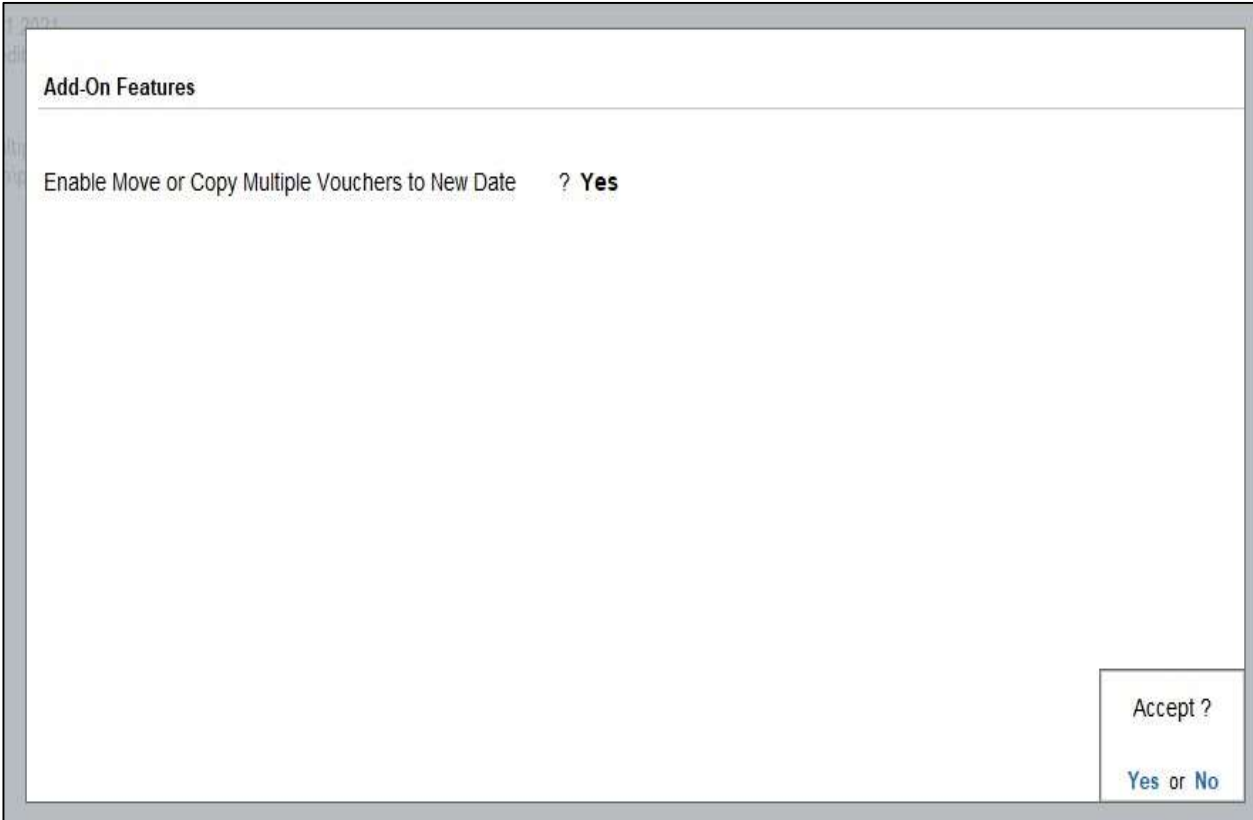
1. Activate the Add-on.

For TallyPrime Release 1.0

Go to **Gateway of Tally** → **F1: Help** → **TDL & Add-On** → **F6: Add-On Features**.

Alternatively, you may press **CTRL + ALT + T** from any menu to open TDL Management report and then press **F6: Add-On Features**

Set “**Yes**” to the option enable move or copy multiple vouchers to new date?



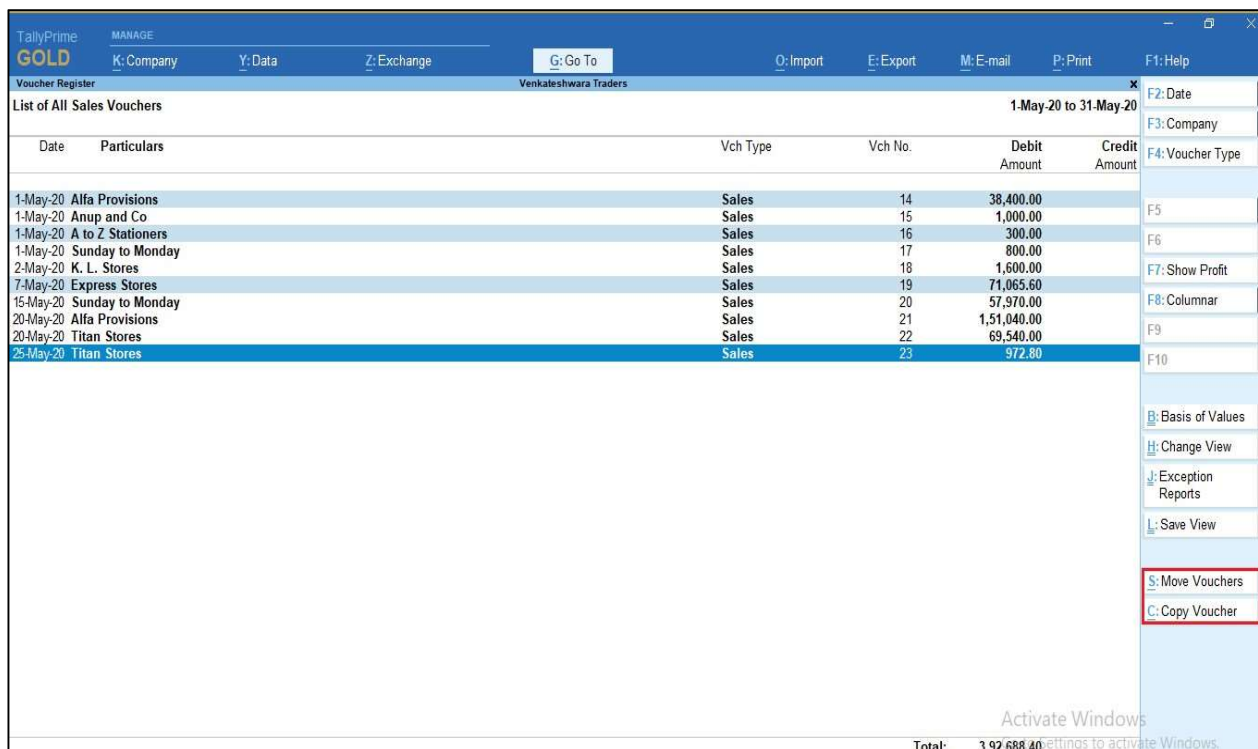
Add-On Features

Enable Move or Copy Multiple Vouchers to New Date ? Yes

Accept ?
Yes or No

Detailed User Guide:

1. Go to Gateway of Tally → Display more reports → Account Books → Sales Register → Select multiple voucher → move or copy that voucher as shown below.



Date	Particulars	Vch Type	Vch No.	Debit Amount	Credit Amount
1-May-20	Alfa Provisions	Sales	14	38,400.00	
1-May-20	Anup and Co	Sales	15	1,000.00	
1-May-20	A to Z Stationers	Sales	16	300.00	
1-May-20	Sunday to Monday	Sales	17	800.00	
2-May-20	K. L. Stores	Sales	18	1,600.00	
7-May-20	Express Stores	Sales	19	71,065.60	
15-May-20	Sunday to Monday	Sales	20	57,970.00	
20-May-20	Alfa Provisions	Sales	21	1,51,040.00	
20-May-20	Titan Stores	Sales	22	69,540.00	
25-May-20	Titan Stores	Sales	23	972.80	

Total: 3,92,688.40

2. Copy vouchers → click on copy voucher as shown in above report → enter new voucher date to copy and new narration for copied vouchers as shown below.



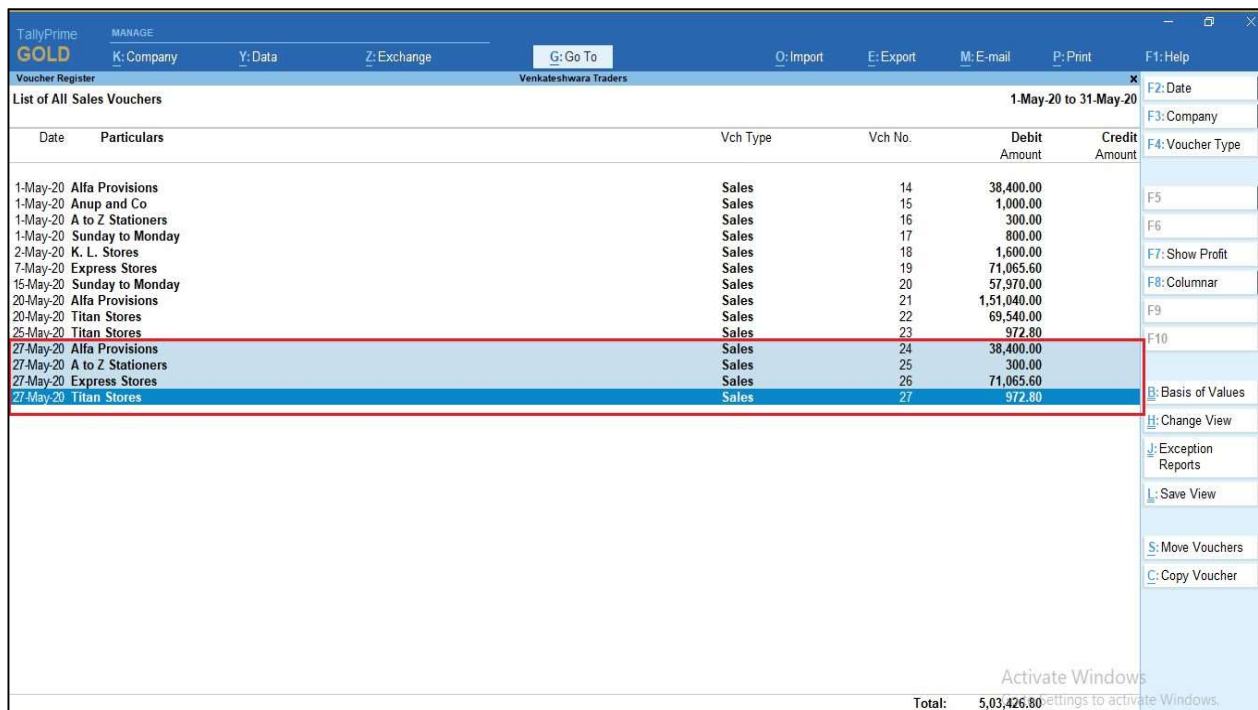
New Voucher Date

New Voucher Date : 27-5-2020

New Voucher Narration:

Voucher narration is optional

3. Selected vouchers is copied in voucher date you want to copy as shown below.



Date	Particulars	Vch Type	Vch No.	Debit Amount	Credit Amount
1-May-20	Alfa Provisions	Sales	14	38,400.00	
1-May-20	Anup and Co	Sales	15	1,000.00	
1-May-20	A to Z Stationers	Sales	16	300.00	
1-May-20	Sunday to Monday	Sales	17	800.00	
2-May-20	K. L. Stores	Sales	18	1,600.00	
7-May-20	Express Stores	Sales	19	71,065.60	
15-May-20	Sunday to Monday	Sales	20	57,970.00	
20-May-20	Alfa Provisions	Sales	21	1,51,040.00	
20-May-20	Titan Stores	Sales	22	69,540.00	
25-May-20	Titan Stores	Sales	23	972.80	
27-May-20	Alfa Provisions	Sales	24	38,400.00	
27-May-20	A to Z Stationers	Sales	25	300.00	
27-May-20	Express Stores	Sales	26	71,065.60	
27-May-20	Titan Stores	Sales	27	972.80	
Total:				5,03,426.80	

4. Move vouchers → select copied vouchers → click on move voucher button → enter new voucher date and narration as shown below.

New Voucher Date

New Voucher Date : **30-5-2020**

New Voucher Narration:

Voucher narration is optional

5. Selected vouchers is moved in voucher date you want to move as shown below.

TallyPrime MANAGE					
Voucher Register Venkateshwara Traders					
List of All Sales Vouchers 1-May-20 to 31-May-20					
Date	Particulars	Vch Type	Vch No.	Debit Amount	Credit Amount
1-May-20	Alfa Provisions	Sales	14	38,400.00	
1-May-20	Anup and Co	Sales	15	1,000.00	
1-May-20	A to Z Stationers	Sales	16	300.00	
1-May-20	Sunday to Monday	Sales	17	800.00	
2-May-20	K. L. Stores	Sales	18	1,600.00	
7-May-20	Express Stores	Sales	19	71,065.60	
15-May-20	Sunday to Monday	Sales	20	57,970.00	
20-May-20	Alfa Provisions	Sales	21	1,51,040.00	
20-May-20	Titan Stores	Sales	22	69,540.00	
25-May-20	Titan Stores	Sales	23	972.80	
30-May-20	Alfa Provisions	Sales	24	38,400.00	
30-May-20	A to Z Stationers	Sales	25	300.00	
30-May-20	Express Stores	Sales	26	71,065.60	
30-May-20	Titan Stores	Sales	27	972.80	
Total:				5,03,426.80	

FAQ

Which version/release of TallyPrime does the add-on support?

This add-on will work only from TallyPrime Release 1.0 onwards.

How will I get support for this add-on?

For any functional support requirements please do write to us on mail@aaplaautomation.com or call us at +91-288-2713956/57/58, +91-9023726215/16/17, 9099908115, 9825036442.

If I need some enhancements / changes to be incorporated for the add-on, whom should I contact?

Please to write to us on mail@aaplaautomation.com with your additional requirements and we will revert to you in 24 hours.

Will new features added be available to us?

We offer one year availability of all support and new features free of cost. After one year, nominal subscription cost will be applicable to you to continue to get free support and updates.

What will happen after one year?

There is no fixed annual charge to be payable mandatory. However if any changes are required in our Add-On to make compatible with New Release of TallyPrime then the modification Charges will be applied.

I am using a multi-site. Can I use the same Add-on for all the sites?

No, one Add-on will work only for 1 site. You need to purchase again if you want to use the same Add-on for more sites.

TDL Management screen shows errors with the Add-on. What do I do?

Check whether the error is because of the Add-on or because of clashes between 2 TDLs (An add-on is also a TDL). In case of clashes, disable one or more TDLs and check which TDL has the error. If the Add-on has a problem, you can report it to us.

My Tally went into educational mode after installing the add-on. What do I do?

Go into **Gateway of Tally** → **Press F1 (Help)** → **TDL & Add-on** → **Press F4** and remove the Add-on from the list and Restart Tally.